




Hi-Lo Welding Gauge

- Measures internal alignment of pipe after fitup/alignment, cuts radiographic rejects.
- Measures internal misalignment of pipe before & after tracking.
- Measurements read in standard & metric.

Part No	Description
CAT1	Hi-Lo Gauge



Pocket Bridge Cam

- Measures angle of preparation 0-60°. Excess weld metal, depth of undercut by 1/32, depth of pitting by 1/32, fillet weld throat size 1/64, fillet weld length & misalignments (high - low).

Part No	Description
CAT4A	Bridge Cam Pocket Gauge



Economy single purpose Hi-Lo Welding Gauge

- Root weld space.
- Eliminates rejects.
- Improve productivity.
- Measures internal misalignment.
- Available in standard or metric.


Part No	Description
CAT2	Economy Hi-Lo Gauge



V-WAC Gauge

- Checks undercut depth.
- Checks amount of porosity per linear inch.
- Checks porosity comparison.
- Checks crown height.


Part No	Description
CAT5	V-WAC Gauge



Adjustable Fillet Weld Gauge

- Measures irregular curve edge flush to horizontal toe of weld, so the straight edge is in line with the horizontal member.
- Measure weld throat thickness at 45° angle.

Part No	Description
CAT3	Adjustable Gauge



AWS Type Gauge

- Used to determine the size of a fillet weld.
- Check the permissible tolerance of convexity, concavity and underfill and reinforcement.

Part No	Description
CAT6	AWS Gauge



Bridge Cam Gauge

- Measures angle of preparation 0-60°. Excess weld metal, depth of undercut, depth of pitting, fillet weld throat size, fillet weld length & misalignments (high - low).

Part No	Description
CAT4	Bridge Cam Gauge



Skew -T Weld Gauge

- Checking angle of vertical member.
- Gauge with pointer extended.
- Can work on acute, 90°, obtuse.

Part No	Description
CAT9C	Skew-T Calculator Gauge



Pre Inspection Pocket Fillet Weld

- Checks leg length.
- Throat size, plus allowable convexity.
- Handy key chain.

Part No	Description
CAT10	Pocket Fillet Gauge



Mini Sub Socket Weld

- Measures internal alignment of pipe after fitup/alignment, cuts radiographic rejects.
- Measures internal misalignment of pipe before & after tracking.
- Measurements read in standard & metric.

Part No	Description
CAT14	Mini Sub Gauge



Inspection Kit

- Wrap-A-Round Pouch.
- Kit includes 6" ruler, oval telescopic mirror, Cat 2 Hi Lo Gauge, Cat 8 & torch.

Part No	Description
CAT12P	Wrap-a-round Pouch Kit



Pipe Pit Gauge

- Range is 0 to 1/2" in 1/64 & .020 increments.
- Arm can be locked in place at any dimension.

Part No	Description
CAT17	Pipe Pit Gauge



Digital Welding Gauge

- Holds either the zero setting or measured value at any position for differential measurements.
- Has a serial output to interface with a computer or printer to process data.
- Automatically turns on by moving the main scale or by pressing ON/OFF key.
- Automatically turns off after 4 minutes of inactivity conserving battery power.


Part No	Description
CAT18	Digital Welding Gauge



Taper Gauge

- 1/32 -5/8 (0.7 - 1.5 mm)
- Used to check plate fit up.
- Front side - Standard.
- Back side - Metric.

Part No	Description
SUB28A	Taper Gauge



Taper Gauge

- 1/32 -5/8 (15 - 30 mm)
- Used to check plate fit up.
- Front side - Standard.
- Back side - Metric.

Part No	Description
SUB28B	Taper Gauge



Fillet Gauge

- 7 Piece set.
- Check fillet throat size.
- Check fillet leg size
- Available in metric or imperial metric crossover.
- Available in whole or slotted.

Part No	Description
FG	Fillet Gauge